




# LINE PLAN BOPLAN SPECIFICATION SHEET

Revision: 17 July 2020 9:12 AM  
Boplan reference: LP... and LA...



## PRODUCT SPECIFICATIONS

ENVIRONMENT	
	Marking tape developed for wide range of industrial floors. Keeps your facility neat and organized. Designed to withstand friction from manoeuvring fork lifts. Operational temperature -10° up to 40°C
MATERIAL	
Tape on roll	Flexible PVC with smooth surface and sloping edges Rubber based adhesive
Anti-slip tape on roll (LA..)	Filmic carrier with top layer of abrasive minerals Rubber based adhesive
Shapes	Flexible PVC with smooth surface Rubber based adhesive
Signs	Flexible PVC with textured surface Modified solvent acrylic adhesive
STANDARD COLORS	
	See references
INSTALLATION	
Pretreatment floor	Clean the floor with a solvent based degreaser (non-ammonia based) Dry and clean the floor.
Installation instruction	Floor temperature needs to be above 12°C. Start to fix an edge to the floor and remove the liner as you stick the tape to the floor. Apply pressure just after application to guarantee a good fixation of the tape to the surface. Wait 24h before driving over with heavy vehicles.  More details on installation sheet






## FEATURES AND FUNCTIONALITY - LINE PLAN

### SIZE AND PHYSICAL PROPERTIES

	 Line plan Tape	 Line plan Anti - Slip Tape	 Line plan Floor marking sign
Thickness	1.0 mm	1.0 mm	0.3 mm
Length	30 meter long	18 meter long	Round model: Ø 430 mm Rectangular model: 800 mm
Width	50mm / 75mm / 100mm	50 mm	Round model: Ø 430 mm Rectangular model: 120 mm
UV resistant	Yes	No	Yes (4.5 on Grey Scale) ISO 105-A02 BS EN 20105-A02
Fire resistance	Yes	No	Yes DIN EN ISO 11925-2
Shape	 Sloping edges	Flat surface	Flat surface
Photolum properties (when applicable)	10 minutes after exposure to light: 150 millicandelas / m <sup>2</sup> 1 hour after exposure to light: 17 millicandelas / m <sup>2</sup> The decay time of 55 hours		Not applicable




















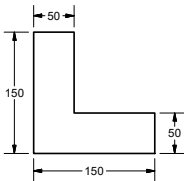
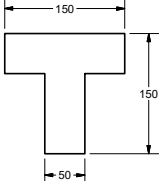
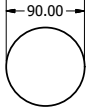
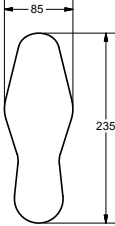
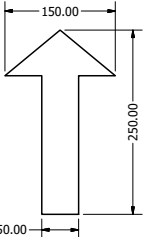
### REQUIREMENTS

Type of floors	Concrete, steel plates, flat ceramic tiles, Concrete floors with epoxy coatings.
Condition of the floor	The floor should be non-oil soaked.
Application	Indoor use only.
Installation temperature	above 12°C





## REFERENCE LIST - LINE PLAN

LINE PLAN SHAPES					
	L-shape	T-shape	Dot	Feet (set)	Arrow
BLUE					
	LP0001-0001-SLBE	LP0001-0001-STBE	LP0001-0010-DTBE	LP0001-0350-FTBE	-
GREEN					
	LP0001-0001-SLGN	LP0001-0001-STGN	LP0001-0010-DTGN	LP0001-0350-FTGN	-
RED					
	LP0001-0001-SLRE	LP0001-0001-STRE	LP0001-0010-DTRE	LP0001-0350-FTRE	-
YELLOW					
	LP0001-0001-SLYE	LP0001-0001-STYE	LP0001-0010-DTYE	LP0001-0350-FTYE	LP0001-0001-ARYE
YE/PH					
	-	-	-	LP0001-0350-FTYP	LP0001-0001-ARYP
					



LINE PLAN			
	50 mm	75 mm	100 mm
 Blue	LP0050-0030-FCBE	LP0075-0030-FCBE	LP0100-0030-FCBE
 Green	LP0050-0030-FCGN	LP0075-0030-FCGN	LP0100-0030-FCGN
 Red	LP0050-0030-FCRE	LP0075-0030-FCRE	LP0100-0030-FCRE
 Yellow	LP0050-0030-FCYE	LP0075-0030-FCYE	LP0100-0030-FCYE
 Black	LP0050-0030-FCBL	LP0075-0030-FCBL	LP0100-0030-FCBL
 White	LP0050-0030-FCWH	LP0075-0030-FCWH	LP0100-0030-FCWH
 Orange	LP0050-0030-FCOR	LP0075-0030-FCOR	LP0100-0030-FCOR
 White/Black	LP0050-0030-HZWB	LP0075-0030-HZWB	LP0100-0030-HZWB
 Yellow/Black	LP0050-0030-HZYB	LP0075-0030-HZYB	LP0100-0030-HZYB

LINE PLAN			
	50 mm	75 mm	100 mm
 Red/White	-	-	LP0100-0030-CLRW
 Yellow/Black	-	-	LP0100-0030-CLYB
 Yellow/Photolum	-	-	LP0100-0030-CLYP

Line Plan - ANTI SLIP			
	50 mm	75 mm	100 mm
 Black	LA0050-0018-FCBL	-	-
 Yellow	LA0050-0018-FCYE	-	-
 Red/White	LA0050-0018-HZRW	-	-
 Yellow/Black	LA0050-0018-HZYB	-	-
 Photolum Black / White	LA0050-0018-PHWB	-	-
 Photolum White	LA0050-0018-PHWH	-	-



REFERENCE LIST - FLOOR MARKING SIGNS						
Description	Example (EN)	EN English	NL Dutch	FR French	DE German	ES Spanish
Keep Safe 800 x 120 mm		LP0001-0800-EN0-KSYB	LP0001-0800-NL0-KSYB	LP0001-0800-FR0-KSYB	LP0001-0800-DE0-KSYB	LP0001-0800-ES0-KSYB
Physical Distance Ø430 mm		LP0001-0430-EN0-PDYB	LP0001-0430-NL0-PDYB	LP0001-0430-FR0-PDYB	LP0001-0430-DE0-PDYB	LP0001-0430-ES0-PDYB
Face Mask Ø430 mm		LP0001-0430-EN0-FMYB	LP0001-0430-NL0-FMYB	LP0001-0430-FR0-FMYB	LP0001-0430-DE0-FMYB	LP0001-0430-ES0-FMYB
Please Wait Ø430 mm		LP0001-0430-EN0-PWYB	LP0001-0430-NL0-PWYB	LP0001-0430-FR0-PWYB	LP0001-0430-DE0-PWYB	LP0001-0430-ES0-PWYB
Washing Hands Ø430 mm		LP0001-0430-EN0-WHYB	LP0001-0430-NL0-WHYB	LP0001-0430-FR0-WHYB	LP0001-0430-DE0-WHYB	LP0001-0430-ES0-WHYB

