

SG SLIDING GATE BOPLAN SAFETY GATES SPECIFICATION SHEET

Revision: 5 May 2022 9:12 AM

Boplan reference:
SG12.. HP plus sliding gates
SG13.. TB plus sliding gates

PRODUCT SPECIFICATIONS

APPLICATION

Environment	Gate in between pedestrian zone and high traffic zone. Indoor use only 0°C up to + 40°C
Features	Range of standards lengths available. Can be used in combination with different FLEX IMPACT® systems. UV resistant. Impervious to most chemical products**

MATERIAL

Gate rails	Novilene® - UV resistant - Fire class E ⁺ - Non conductive - Impervious to most chemicals**
Fixations	ZC / SS
Wheel support / U profile	Lacquered steel

STANDARD COLORS

Rails (sliding part)	Black / yellow
Rails (fixed part)	Yellow
Posts	Black
Wheel support / U profile	Black


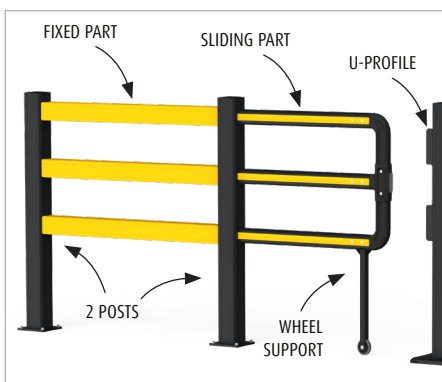
*Classification according to EN 13501-1:2007 +A1:2009 - Fire classification of construction products and building elements.

**Ask your local sales office for resistance to specific chemicals.



FIXATIONS

		ZC (Zinc coated)	SS (Stainless steel)
STANDARD	Wedge anchor	 M12 x 120mm	M12 x 120mm
	Wedge anchor Countersunk	 Not available	Not available
	Anchor rod (Chemical)	 M12 x 120mm + Chemical resin	M12 x 120mm + Chemical resin
ALTERNATIVES	Concrete screw	 Ø12mm x 100mm	Ø10mm x 100mm
	Asphalt anchor	 Bolt M10 x 40mm + Screw Ø16mm	Not available
	Spit anchor	 Bolt M12 x 100mm + Plug Ø20mm	Not available





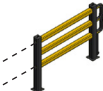






FEATURES AND FUNCTIONALITY


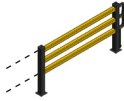




SIZE AND DIMENSIONS

<p>HP plus</p>		<table border="1"> <tbody> <tr> <td>Standard Length</td> <td>2100 mm 3000 mm 4000 mm 4500 mm</td> </tr> <tr> <td>Variable Length</td> <td>2101 mm up to 4499 mm</td> </tr> <tr> <td>Weight (incl hinge, fixations,...)</td> <td>32.0 kg (2100 mm version) 36.0 kg (3000 mm version) 41.0 kg (4000 mm version) 44.0 kg (4500 mm version)</td> </tr> <tr> <td>Baseplates (2x)</td> <td>180 mm x 180 mm (10 mm thick)</td> </tr> </tbody> </table>	Standard Length	2100 mm 3000 mm 4000 mm 4500 mm	Variable Length	2101 mm up to 4499 mm	Weight (incl hinge, fixations,...)	32.0 kg (2100 mm version) 36.0 kg (3000 mm version) 41.0 kg (4000 mm version) 44.0 kg (4500 mm version)	Baseplates (2x)	180 mm x 180 mm (10 mm thick)
Standard Length	2100 mm 3000 mm 4000 mm 4500 mm									
Variable Length	2101 mm up to 4499 mm									
Weight (incl hinge, fixations,...)	32.0 kg (2100 mm version) 36.0 kg (3000 mm version) 41.0 kg (4000 mm version) 44.0 kg (4500 mm version)									
Baseplates (2x)	180 mm x 180 mm (10 mm thick)									
<p>TB400 Plus</p>		<table border="1"> <tbody> <tr> <td>Standard Length</td> <td>2100 mm 3000 mm 4000 mm 4500 mm</td> </tr> <tr> <td>Variable Length</td> <td>2101 mm up to 4500 mm</td> </tr> <tr> <td>Weight (incl hinge, fixations,...)</td> <td>49.0-52.0 kg (2100 mm version) 56.0-59.0 kg (3000 mm version) 65.0-67.0 kg (4000 mm version) 67.0-70.0 kg (4500 mm version)</td> </tr> <tr> <td>Baseplates</td> <td>Endpost: 275 mm x 275 mm (10 mm thick) Midpost: 180 mm x 180 mm (10 mm thick)</td> </tr> </tbody> </table>	Standard Length	2100 mm 3000 mm 4000 mm 4500 mm	Variable Length	2101 mm up to 4500 mm	Weight (incl hinge, fixations,...)	49.0-52.0 kg (2100 mm version) 56.0-59.0 kg (3000 mm version) 65.0-67.0 kg (4000 mm version) 67.0-70.0 kg (4500 mm version)	Baseplates	Endpost: 275 mm x 275 mm (10 mm thick) Midpost: 180 mm x 180 mm (10 mm thick)
Standard Length	2100 mm 3000 mm 4000 mm 4500 mm									
Variable Length	2101 mm up to 4500 mm									
Weight (incl hinge, fixations,...)	49.0-52.0 kg (2100 mm version) 56.0-59.0 kg (3000 mm version) 65.0-67.0 kg (4000 mm version) 67.0-70.0 kg (4500 mm version)									
Baseplates	Endpost: 275 mm x 275 mm (10 mm thick) Midpost: 180 mm x 180 mm (10 mm thick)									
<p>TB260 Plus</p>		<table border="1"> <tbody> <tr> <td>Standard Length</td> <td>2100 mm 3000 mm 4000 mm 4500 mm</td> </tr> <tr> <td>Variable Length</td> <td>2101 mm up to 4500 mm</td> </tr> <tr> <td>Weight (incl hinge, fixations,...)</td> <td>42.0-44.0 kg (2100 mm version) 49.0-51.0 kg (3000 mm version) 57.0-59.0 kg (4000 mm version) 60.0-62.0 kg (4500 mm version)</td> </tr> <tr> <td>Baseplates</td> <td>Endpost: 275 mm x 275 mm (10 mm thick) Midpost: 180 mm x 180 mm (10 mm thick)</td> </tr> </tbody> </table>	Standard Length	2100 mm 3000 mm 4000 mm 4500 mm	Variable Length	2101 mm up to 4500 mm	Weight (incl hinge, fixations,...)	42.0-44.0 kg (2100 mm version) 49.0-51.0 kg (3000 mm version) 57.0-59.0 kg (4000 mm version) 60.0-62.0 kg (4500 mm version)	Baseplates	Endpost: 275 mm x 275 mm (10 mm thick) Midpost: 180 mm x 180 mm (10 mm thick)
Standard Length	2100 mm 3000 mm 4000 mm 4500 mm									
Variable Length	2101 mm up to 4500 mm									
Weight (incl hinge, fixations,...)	42.0-44.0 kg (2100 mm version) 49.0-51.0 kg (3000 mm version) 57.0-59.0 kg (4000 mm version) 60.0-62.0 kg (4500 mm version)									
Baseplates	Endpost: 275 mm x 275 mm (10 mm thick) Midpost: 180 mm x 180 mm (10 mm thick)									


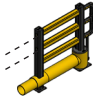
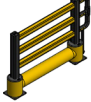
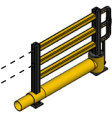
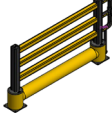
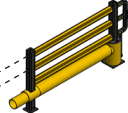
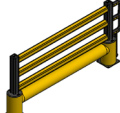
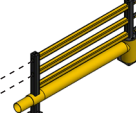
REFERENCES - SLIDING GATE - HP

SG1200-2100-0001YE SG1200-2100-0001YEZ SG1200-2100-0001YES	Sli. G HP - CC2100mm - 800mm (2P/3R88/U) - YE Sli. G HP - CC2100mm - 800mm (2P/3R88/U) - YE - ZC Sli. G HP - CC2100mm - 800mm (2P/3R88/U) - YE - SS	
SG1200-2100-C201YE SG1200-2100-C201YEZ SG1200-2100-C201YES	Sli. G HP - CC2100mm - 800mm (2P/3R88/U) cont.2R-YE Sli. G HP - CC2100mm - 800mm (2P/3R88/U) cont.2R-YE - ZC Sli. G HP - CC2100mm - 800mm (2P/3R88/U) cont.2R-YE - SS	
SG1200-2100-C301YE SG1200-2100-C301YEZ SG1200-2100-C301YES	Sli. G HP - CC2100mm - 800mm (2P/3R88/U) cont.3R-YE Sli. G HP - CC2100mm - 800mm (2P/3R88/U) cont.3R-YE - ZC Sli. G HP - CC2100mm - 800mm (2P/3R88/U) cont.3R-YE - SS	
SG1200-3000-0001YE SG1200-3000-0001YEZ SG1200-3000-0001YES	Sli. G HP - CC3000mm - 1250mm (2P/3R88/U) - YE Sli. G HP - CC3000mm - 1250mm (2P/3R88/U) - YE - ZC Sli. G HP - CC3000mm - 1250mm (2P/3R88/U) - YE - SS	
SG1200-3000-C201YE SG1200-3000-C201YEZ SG1200-3000-C201YES	Sli. G HP - CC3000mm - 1250mm (2P/3R88/U) cont.2R-YE Sli. G HP - CC3000mm - 1250mm (2P/3R88/U) cont.2R-YE - ZC Sli. G HP - CC3000mm - 1250mm (2P/3R88/U) cont.2R-YE - SS	
SG1200-3000-C301YE SG1200-3000-C301YEZ SG1200-3000-C301YES	Sli. G HP - CC3000mm - 1250mm (2P/3R88/U) cont.3R-YE Sli. G HP - CC3000mm - 1250mm (2P/3R88/U) cont.3R-YE - ZC Sli. G HP - CC3000mm - 1250mm (2P/3R88/U) cont.3R-YE - SS	
SG1200-4000-0001YE SG1200-4000-0001YEZ SG1200-4000-0001YES	Sli. G HP - CC4000mm - 1750mm (2P/3R88/U) - YE Sli. G HP - CC4000mm - 1750mm (2P/3R88/U) - YE - ZC Sli. G HP - CC4000mm - 1750mm (2P/3R88/U) - YE - SS	
SG1200-4000-C201YE SG1200-4000-C201YEZ SG1200-4000-C201YES	Sli. G HP - CC4000mm - 1750mm (2P/3R88/U) cont.2R-YE Sli. G HP - CC4000mm - 1750mm (2P/3R88/U) cont.2R-YE - ZC Sli. G HP - CC4000mm - 1750mm (2P/3R88/U) cont.2R-YE - SS	
SG1200-4000-C301YE SG1200-4000-C301YEZ SG1200-4000-C301YES	Sli. G HP - CC4000mm - 1750mm (2P/3R88/U) cont.3R-YE Sli. G HP - CC4000mm - 1750mm (2P/3R88/U) cont.3R-YE - ZC Sli. G HP - CC4000mm - 1750mm (2P/3R88/U) cont.3R-YE - SS	

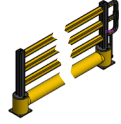
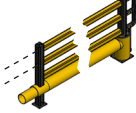
REFERENCES - SLIDING GATE - HP

SG1200-4500-0001YE SG1200-4500-0001YEZ SG1200-4500-0001YES	Sli. G HP - CC4500mm - 2000mm (2P/3R88/U) - YE Sli. G HP - CC4500mm - 2000mm (2P/3R88/U) - YE - ZC Sli. G HP - CC4500mm - 2000mm (2P/3R88/U) - YE - SS	
SG1200-4500-C201YE SG1200-4500-C201YEZ SG1200-4500-C201YES	Sli. G HP - CC4500mm - 2000mm (2P/3R88/U) cont.2R-YE Sli. G HP - CC4500mm - 2000mm (2P/3R88/U) cont.2R-YE - ZC Sli. G HP - CC4500mm - 2000mm (2P/3R88/U) cont.2R-YE - SS	
SG1200-4500-C301YE SG1200-4500-C301YEZ SG1200-4500-C301YES	Sli. G HP - CC4500mm - 2000mm (2P/3R88/U) cont.3R-YE Sli. G HP - CC4500mm - 2000mm (2P/3R88/U) cont.3R-YE - ZC Sli. G HP - CC4500mm - 2000mm (2P/3R88/U) cont.3R-YE - SS	
SG1201-4499-0001YE SG1201-4499-0001YEZ SG1201-4499-0001YES	Sli. G HP - CC/2 !1051-2249! (2P/3R88/U) - YE Sli. G HP - CC/2 !1051-2249! (2P/3R88/U) - YE - ZC Sli. G HP - CC/2 !1051-2249! (2P/3R88/U) - YE - SS	
SG1201-4499-C201YE SG1201-4499-C201YEZ SG1201-4499-C201YES	Sli. G HP - CC/2 !1051-2249! (2P/3R88/U) cont.2R-YE Sli. G HP - CC/2 !1051-2249! (2P/3R88/U) cont.2R-YE - ZC Sli. G HP - CC/2 !1051-2249! (2P/3R88/U) cont.2R-YE - SS	
SG1201-4499-C301YE SG1201-4499-C301YEZ SG1201-4499-C301YES	Sli. G HP - CC/2 !1051-2249! (2P/3R88/U) cont.3R-YE Sli. G HP - CC/2 !1051-2249! (2P/3R88/U) cont.3R-YE - ZC Sli. G HP - CC/2 !1051-2249! (2P/3R88/U) cont.3R-YE - SS	

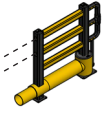
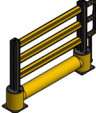
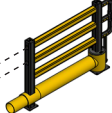
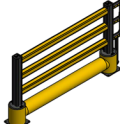
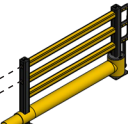
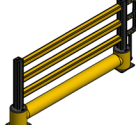
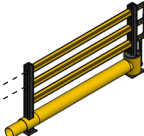
REFERENCES - SLIDING GATE - TB400 PLUS

SG1300-2100-0001YE SG1300-2100-0001YEZ SG1300-2100-0001YES	Sli. G - TB400 Plus - CC2100-800mm (2P/U) - YE Sli. G - TB400 Plus - CC2100-800mm (2P/U) - YE - ZC Sli. G - TB400 Plus - CC2100-800mm (2P/U) - YE - SS	
SG1300-2100-CT02YE SG1300-2100-CT02YEZ SG1300-2100-CT02YES	Sli. G - TB400 Plus - CC2100-800mm (2P/U) Cont. - YE Sli. G - TB400 Plus - CC2100-800mm (2P/U) Cont. - YE - ZC Sli. G - TB400 Plus - CC2100-800mm (2P/U) Cont. - YE - SS	
SG1300-3000-0001YE SG1300-3000-0001YEZ SG1300-3000-0001YES	Sli. G - TB400 Plus - CC3000-1250mm (2P/U) - YE Sli. G - TB400 Plus - CC3000-1250mm (2P/U) - YE - ZC Sli. G - TB400 Plus - CC3000-1250mm (2P/U) - YE - SS	
SG1300-3000-CT02YE SG1300-3000-CT02YEZ SG1300-3000-CT02YES	Sli. G - TB400 Plus - CC3000-1250mm (2P/U) Cont. - YE Sli. G - TB400 Plus - CC3000-1250mm (2P/U) Cont. - YE - ZC Sli. G - TB400 Plus - CC3000-1250mm (2P/U) Cont. - YE - SS	
SG1300-4000-0001YE SG1300-4000-0001YEZ SG1300-4000-0001YES	Sli. G - TB400 Plus - CC4000-1750mm (2P/U) - YE Sli. G - TB400 Plus - CC4000-1750mm (2P/U) - YE - ZC Sli. G - TB400 Plus - CC4000-1750mm (2P/U) - YE - SS	
SG1300-4000-CT02YE SG1300-4000-CT02YEZ SG1300-4000-CT02YES	Sli. G - TB400 Plus - CC4000-1750mm (2P/U) Cont. - YE Sli. G - TB400 Plus - CC4000-1750mm (2P/U) Cont. - YE - ZC Sli. G - TB400 Plus - CC4000-1750mm (2P/U) Cont. - YE - SS	
SG1300-4500-0001YE SG1300-4500-0001YEZ SG1300-4500-0001YES	Sli. G - TB400 Plus - CC4500-2000mm (2P/U) - YE Sli. G - TB400 Plus - CC4500-2000mm (2P/U) - YE - ZC Sli. G - TB400 Plus - CC4500-2000mm (2P/U) - YE - SS	
SG1300-4500-CT02YE SG1300-4500-CT02YEZ SG1300-4500-CT02YES	Sli. G - TB400 Plus - CC4500-2000mm (2P/U) Cont. - YE Sli. G - TB400 Plus - CC4500-2000mm (2P/U) Cont. - YE - ZC Sli. G - TB400 Plus - CC4500-2000mm (2P/U) Cont. - YE - SS	

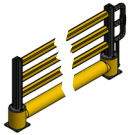
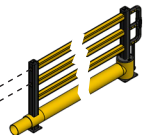
REFERENCES - SLIDING GATE - TB400 PLUS

SG1308-4499-0001YE SG1308-4499-0001YEZ SG1308-4499-0001YES	Sli. G - TB400 Plus - CC/2 !1051-2249! - YE Sli. G - TB400 Plus - CC/2 !1051-2249! - YE - ZC Sli. G - TB400 Plus - CC/2 !1051-2249! - YE - SS	
SG1308-4499-CT02YE SG1308-4499-CT02YEZ SG1308-4499-CT02YES	Sli. G - TB400 Plus - CC/2 !1051-2249! - Cont.TB - YE Sli. G - TB400 Plus - CC/2 !1051-2249! - Cont.TB - YE - ZC Sli. G - TB400 Plus - CC/2 !1051-2249! - Cont.TB - YE - SS	


REFERENCES - SLIDING GATE - TB260 PLUS

SG1301-2100-0001YE SG1301-2100-0001YEZ SG1301-2100-0001YES	Sli. G - TB260 Plus - CC2100-800mm (2P/U) - YE Sli. G - TB260 Plus - CC2100-800mm (2P/U) - YE - ZC Sli. G - TB260 Plus - CC2100-800mm (2P/U) - YE - SS	
SG1301-2100-CT02YE SG1301-2100-CT02YEZ SG1301-2100-CT02YES	Sli. G - TB260 Plus - CC2100-800mm (2P/U) Cont. - YE Sli. G - TB260 Plus - CC2100-800mm (2P/U) Cont. - YE - ZC Sli. G - TB260 Plus - CC2100-800mm (2P/U) Cont. - YE - SS	
SG1301-3000-0001YE SG1301-3000-0001YEZ SG1301-3000-0001YES	Sli. G - TB260 Plus - CC3000-1250mm (2P/U) - YE Sli. G - TB260 Plus - CC3000-1250mm (2P/U) - YE - ZC Sli. G - TB260 Plus - CC3000-1250mm (2P/U) - YE - SS	
SG1301-3000-CT02YE SG1301-3000-CT02YEZ SG1301-3000-CT02YES	Sli. G - TB260 Plus - CC3000-1250mm (2P/U) Cont. - YE Sli. G - TB260 Plus - CC3000-1250mm (2P/U) Cont. - YE - ZC Sli. G - TB260 Plus - CC3000-1250mm (2P/U) Cont. - YE - SS	
SG1301-4000-0001YE SG1301-4000-0001YEZ SG1301-4000-0001YES	Sli. G - TB260 Plus - CC4000-1750mm (2P/U) - YE Sli. G - TB260 Plus - CC4000-1750mm (2P/U) - YE - ZC Sli. G - TB260 Plus - CC4000-1750mm (2P/U) - YE - SS	
SG1301-4000-CT02YE SG1301-4000-CT02YEZ SG1301-4000-CT02YES	Sli. G - TB260 Plus - CC4000-1750mm (2P/U) Cont. - YE Sli. G - TB260 Plus - CC4000-1750mm (2P/U) Cont. - YE - ZC Sli. G - TB260 Plus - CC4000-1750mm (2P/U) Cont. - YE - SS	
SG1301-4500-0001YE SG1301-4500-0001YEZ SG1301-4500-0001YES	Sli. G - TB260 Plus - CC4500-2000mm (2P/U) - YE Sli. G - TB260 Plus - CC4500-2000mm (2P/U) - YE - ZC Sli. G - TB260 Plus - CC4500-2000mm (2P/U) - YE - SS	
SG1301-4500-CT02YE SG1301-4500-CT02YEZ SG1301-4500-CT02YES	Sli. G - TB260 Plus - CC4500-2000mm (2P/U) Cont. - YE Sli. G - TB260 Plus - CC4500-2000mm (2P/U) Cont. - YE - ZC Sli. G - TB260 Plus - CC4500-2000mm (2P/U) Cont. - YE - SS	

REFERENCES - SLIDING GATE - TB260 PLUS

SG1309-4499-0001YE SG1309-4499-0001YEZ SG1309-4499-0001YES	Sli. G - TB260 Plus - CC/2 11051-2249! - YE Sli. G - TB260 Plus - CC/2 11051-2249! - YE - ZC Sli. G - TB260 Plus - CC/2 11051-2249! - YE - SS	
SG1309-4499-CT02YE SG1309-4499-CT02YEZ SG1309-4499-CT02YES	Sli. G - TB260 Plus - CC/2 11051-2249! - Cont.TB - YE Sli. G - TB260 Plus - CC/2 11051-2249! - Cont.TB - YE - ZC Sli. G - TB260 Plus - CC/2 11051-2249! - Cont.TB - YE - SS	

REFERENCES - SPARE PARTS

SG1209-0001-UPBL	Sliding Gate - U profile - 650x63x4mm - BL	
SG1209-0002-GRBL	Sliding Gate HP - Metal piece for Guiding Roller - BL	